

# Axis<sup>AX</sup>

## Single Loop Fire Alarm Control Panel

The AX-CTL-1C is a member of the industry leading Axis AX product family. The AX-CTL-1C is a small, compact single loop fire alarm control panel for use in cost sensitive fire alarm installations, where less than 126 addressable points are required. The AX-CTL-1C contains all of the same features as the Advanced AX-CTL-1L, AX-CTL-2 and AX-CTL-4 intelligent fire alarm control panels however in a small compact enclosure. As a member of the Axis AX product line the AX-CTL-1C can easily be utilized in larger applications due to its optional peer-to-peer networking capabilities.

Designed with installation and service engineers in mind, the AX-CTL-1C single loop fire alarm control panel is modularly packaged, using surface mount and dual flash microprocessor technology, with onboard real time clocks for ease of installation, troubleshooting, programming and maintenance.

The AX-CTL-1C provides a single Style 4 or Style 6/7 Signaling Line Circuit (SLC). Communications to the field devices attached to the SLC is via an advanced, 100% digital protocol with advantages of being highly immune to noisy environments. The SLC supports up to 126 analog addressable devices (any combination of intelligent detectors, input and/or output devices, including loop powered technology devices). In addition, unique sub-addressing of various input and/or output devices is permitted expanding on overall AX-CTL-1C system capacity.

The AX-CTL-1C comes with two filtered, voltage regulated Notification Appliance Circuits (NACs), Class A or B, each rated 2 Amp @ 24 VDC. Due to exceptional regulation and high rating, the onboard NAC outputs provide compatibility with most listed notification appliance devices.

The AX-CTL-1C single loop fire alarm control panel has resettable and non-resettable power outputs; each rated 0.5 Amp @ 24 VDC for connection to four-wire conventional smoke detectors and/or ancillary devices. Each AX-CTL-1C contains three, field programmable, Form "C" relay contacts rated 1 Amp @ 30 VDC, defaulted as a fail-safe trouble relay, alarm relay, and supervisory relay.

Simplifying and reducing initial system set-up, each AX-CTL-1C single loop fire alarm control panel is equipped with an installer-friendly "Auto-Learn/Loop Detection" feature that permits the rapid recognition of all signaling line circuit devices. This rapid recognition simplifies the assignment of critical life safety functions immediately. Assignments include: intelligent detector type and operation criteria, addressable input device recognition as an alarm input and addressable output control on a general alarm basis.



### Features

- 126 Analog Addressable Points
- Advanced User Interface w/Graphical LCD
- "Dynamix" I/O Relationship Programming
- Synchronized Audible and Visual NAC Circuits
- Superior Service & Maintenance Diagnostics
- AD-NeT-PluS Peer-to-Peer Networking
- Automatic Drift Compensation per Detector
- Automatic Detector Testing w/Maintenance Alert
- Alarm Verification and P.A.S.
- Style 4, 6 & 7 SLC Operation (supports loop powered technology)
- Class A or B NAC Circuits
- Voltage Regulated NACs (compatible with most Listed NAC devices)
- Multi-Pattern and Two-Stage NAC Control

Designed with built-in powerful installation and customization tools, the AX-CTL-1C can adapt to virtually any application requirement. With DynamiX programming, typical time consuming complexities associated with I/O relationship programming such as two-stage multi-pattern NAC control, intelligent detector drift compensation, precision response/sensitivity mode settings, flexible timing functions, and more, are sharply reduced.

The AX-CTL-1C single loop fire alarm control panels are fully field programmable, via the onboard graphical LCD display and alphanumeric keypad. Front panel programming may encompass defining input to output relationships, configuring output circuit characteristics, entering zone, device, and other text descriptions, and configuring multiple user-access level passwords.

To maximize the capability and flexibility of the single loop fire alarm control panel and to expand upon the customization of an installation, the standard Advanced Windows based PC-NeT field configuration tool is compatible with the AX-CTL-1C. The PC-NeT field configuration tool is a powerful, user-friendly programming tool that allows users to perform virtually any I/O relationship with multiple criteria. Simple drop-down menus with point-and-click operation make project commissioning and troubleshooting fast and efficient.

The AX-CTL-1C single loop fire alarm control panel can accommodate remote graphical LCD annunciators (with or without system control capabilities) on the Ad-NeT- PluS peer-to-peer network. Multiple annunciator locations can be created based on installation demands. These locations can have either: no system control, partial system control, or full system control. When installations exceed a single panel's capacity, the Advanced Ad-NeT-PluS peer-to-peer network may be implemented, providing up to 200 network nodes. The Ad-NeT-PluS is completely field programmable for inter panel functionality or segregation of information and control based on installation requirements.

Designed with the technician in mind, each module of the AX-CTL-1C single loop fire alarm control panel is easy to install and service.

## Features Cont.

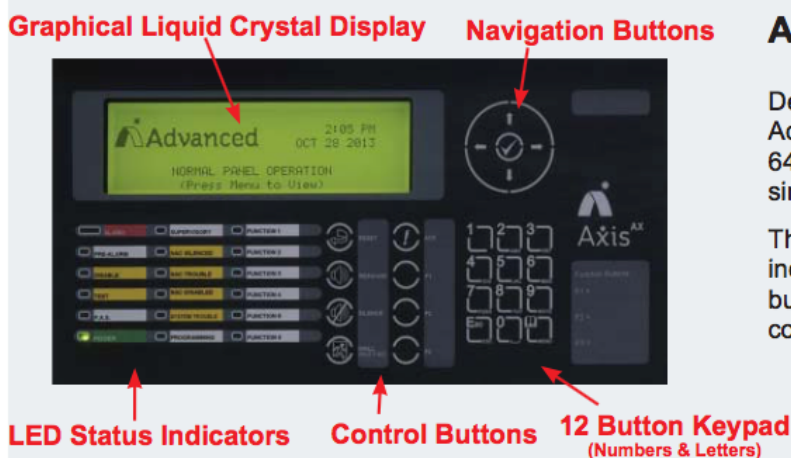
- Network-Wide Audible and Visual Synchronization
- "Auto-Learn/Loop Detection" Programming
- Built-in Intelligent Multi-Meter
- Optional ipGateway for text and email status notification
- SLC Circuit Compatibility with Xtralis VLC-400

## Listings and Approvals

- ETL ANSI/UL 864 Listed: 101564744NYM-001
- CSFM Approved: Pending
- NYCFCO COA - 6105A2

The integral power supply offers status LEDs, temperature compensated charging, and the ability to operate directly from the batteries when AC supply is not yet available at the installation site. A unique built-in intelligent multi-meter allows technicians to interrogate any input and/or output and diagnose potential time consuming trouble issues with virtually no complications or aggravation.

With an AX-CTL-1C single loop fire alarm control panel, servicing a customer after installation can be as simple as adding an Advanced ipGateway (AX-LAN). The ipGateway can provide real time text and email alerts of system status via internet access.










## Advanced User Interface w/Graphical LCD:

Designed to be user-friendly and easy to operate, the Advanced User Interface w/Graphical LCD (backlit 240 x 64) is the information and control center for the AX-CTL-1C single loop fire alarm control panel.

The unit incorporates a graphical LCD display, LED status indicators, control buttons (including 3 programmable buttons), navigation buttons, and a 12 button keypad for complete system status, interrogation, and control.

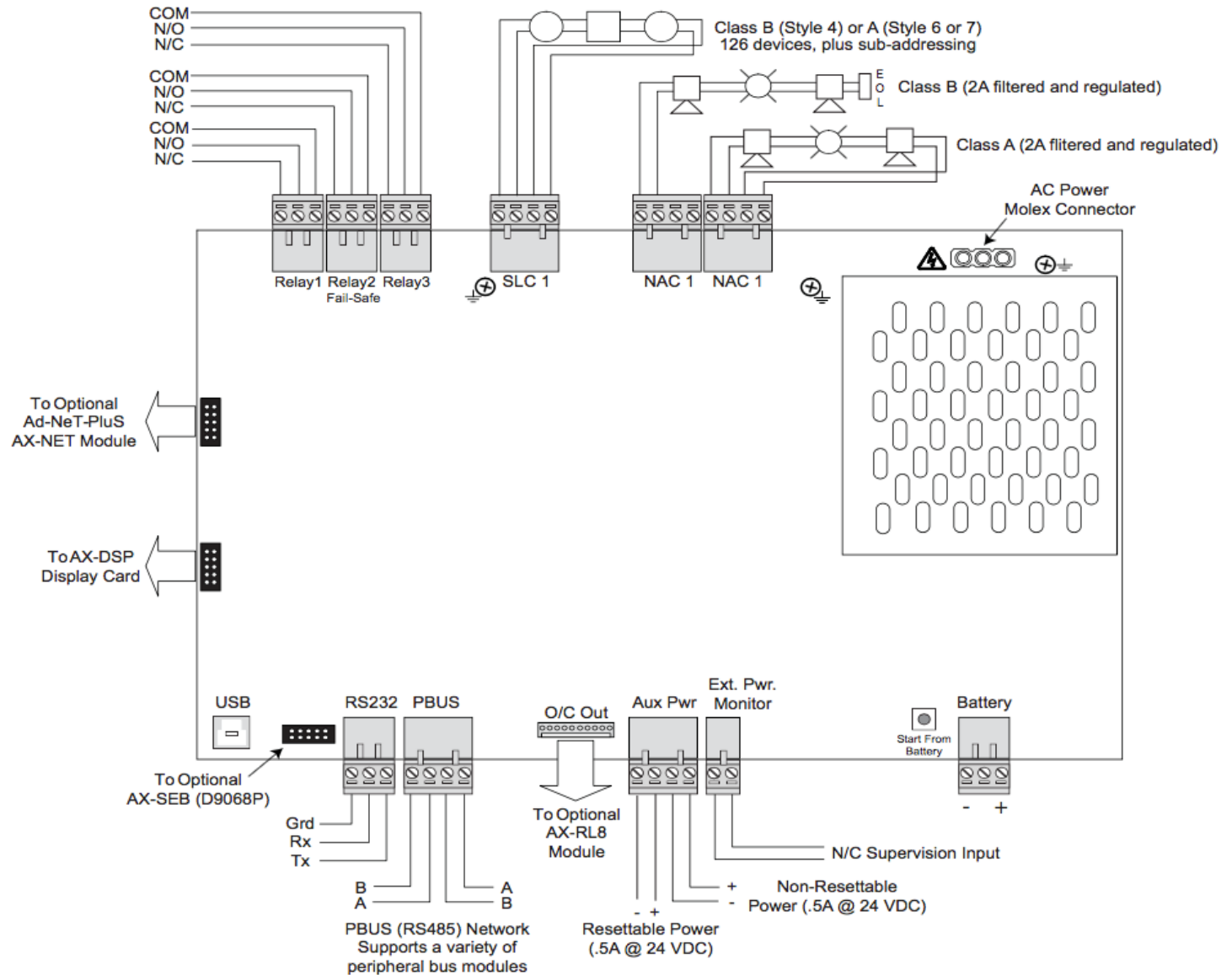
## Button (Keys)

	Reset
	Ack (panel buzzer acknowledge)
	Resound (resound signals)
	Silence (silence signals)
	Fire Drill
	Function Keys (3 - programmable control buttons)
	Navigation Keys (up, down, left, right, and tick [enter])
	12 Button Keypad (numbers, letters, esc, and menu)

## LED Indicators

Alarm	Red
Pre-Alarm	Red
Disable	Yellow
Test	Yellow
P.A.S.	Yellow
Power	Green
Supervisory	Yellow
NAC Silenced	Yellow
NAC Trouble	Yellow
NAC Disabled	Yellow
System Trouble	Yellow
Programming	Yellow
Programmable LED 1	Red
Programmable LEDs 2-5	Yellow

## Wiring Diagram



## Specification

Operating Voltage	120 VAC (1.4A) - 240 VAC (0.7A), 50/60Hz	
System-Brown-Out	98 VAC nominal	
Battery Circuit		
Charging Voltage	27.4 VDC nominal	
Temp. Compensated Charging Current	2 Amp	
Battery Derating Factor	0.83A	
Battery Capacity	7 Ah (minimum), 48 Ah (maximum)	
Battery Fuse	5A @ 240 VAC, Time Delayed, Ceramic, High Breaking (In-line Wire Link)	
Fire, Supervisory, and Trouble Relays	(Power Limited - when utilizing system power)	
Type	Form "C"	
Rating	1A @ 30 VDC/VAC	
Trouble Relay	Normally Active (fail-safe operation)	
Auxiliary Power Outputs	(Power Limited)	
Resettable		
Voltage	24 VDC	
Current	0.5A	
Reset Time	10-15 Seconds	
Non-Resettable		
Voltage	24 VDC	
Current	0.5A	
Humidity	85% RH	
Temperatures		
Operating	32 °F - 120 °F (0 °C - 49 °C)	
Recommended Room	60 °F - 86 °F (15 °C - 27 °C)	
Enclosure Dimensions	17 7/8"H x 14 3/4"W x 5 5/8"D	
SLC Loop	(Power Limited)	
Class (Style)	Class A or B (Style 4, 6 or 7)	
Voltage	24 VDC	
Minimum Return Voltage	17 VDC	
Current	0.5A	
NAC Circuits	(Power Limited)	
Class (Style)	Class A or B	
Voltage	24 VDC (filtered and regulated)	
Minimum Return Voltage	16 VDC	
Current	2A (each)	
Maximum Voltage Drop	3 VDC	
Maximum Line Impedance	1.5Ω	
RS232	Supervised, Optically Isolated	
Baud Rate	9600	
Parity	None	
Data Bits	8	
Stop Bits	1	
Base Card Operating Current	Quiescent	Alarm
AX-CTL-1PCB	110 mA	195 mA

\* Refer to individual Axis AX Series module data sheets for specific specifications regarding optional modules.

## Order codes and Options

AX-CTL-1C*	Single Loop Fire Alarm Control Panel with power supply/charger, 1 SLC, 2 NACs, 3 auxiliary relays (enclosure supports batteries 7Ah - 18Ah)
AX-CTL-1C-BCP*	Optional Battery Cover (Dress) Plate
<i>AX CTL Base Card Option Modules**:</i>	
AX-NET4	Network Interface Card (Style 4)
AX-NET7	Network Interface Card (Style 7)
AX-RL8	8-Way Relay Output Card (Programmable)
D9068P	Serial Expansion Board, requires AX-SEB and AX-DACT
AX-SEB	Serial Expansion Board, Required with D9068P
AX-DACT	DACT Metal Mounting Plate, required with D9068P

\* For gray enclosure, add the suffix "G" to the part number.

\*\* Refer to individual Axis AX module data sheets for peer to peer network and peripheral bus optional modules.

Check if this document is up to date | Give us feedback

9564 Yellowhead Trail NW, Edmonton AB, T5G 0W4, Canada T: 1 (866) 462-7100 E: [info@harding-tech.com](mailto:info@harding-tech.com) W: [www.harding-tech.com](http://www.harding-tech.com)

As our policy is one of constant product improvement the right is therefore reserved to modify product specifications without prior notice.